


Bere Facts

NEWSLETTER OF THE
FOREST OF BERE BOWMEN



Winter 2021/22

Front Cover photograph. Xmas Tree Shoot

Xmas Tree Shoot

Shooting the Xmas Tree

This was the first time in about two years that we were able to shoot the Christmas Tree; in fact not since we shot indoors at St Jo's hall in Bedhampton. Still, the new venue at Clanfield certainly made it a much better experience and a fun time was had by all the members who participated.



It was a bit of a shame that we didn't have a full contingent shooting, but I expect many members were perhaps decorating their own tree or getting ready for the Christmas festivities. Anyway, those that did attend had a good time trying to win the coveted Xmas Tree prizes and nibbling some of the goodies, to keep up their strength while shooting. As many members have not been able to shoot indoors for so long, we had to split up the competition into those that had managed to gain a handicap and those that did not. So, as you will see from the photos, the non handicap winner was John Foley and the handicap winner was Peter Jones; congratulations to them both.



Perhaps next year this fun shoot will get bigger and better with more members taking part? Who knows, but there is time for everyone to shoot a few rounds indoors and improve their handicaps. Well done to everyone who took part.

Soup and Shoot



New Years Day Soup and Shoot

It was great to see so many of our members (and a couple of guests) take to the field on New Years Day to take part in our Annual shoot. With about twenty-five archers looking to win the NDY medal for the best handicap shoot, the competition was going to be fierce. So the battle was on for all the archers to test their mettle against their peers and once the dust settled, Pete had to pick through the scoresheets to find the winner. In joint third place came Brian Chandler and Kevin Cassidy, with scores of 1446. Second place went to Jessie Robbins, with a score of 1452. Then came the New Years Day champion, June Burchell, with a score of 1485; a clear winner. I think it is safe to say that June was completely amazed by the result, but well done to her. Following the competition, it was time to wind down and enjoy some conviviality. I had got and prepared two types of soup, so everyone had a choice, to go with their rolls and butter. Tea and coffee was also on the menu and soon the archers had put away the rigours of the tournament and had a great time. Well done to everyone who took part!



Beginners


The first indoor beginners course

People are still interested in Archery and back in January we had 36 enquiries about our courses. The main problem being the difficulty of running courses outdoors during the winter. However, with our new indoor shooting facility, we are now able to do just that. Without doubt, people would probably go to another club that runs winter courses, so the Clanfield Centre has definitely helped the club to improve our potential.

Dave Revell and Nigel Cam agreed to lead a course each; one started on the 15th January and the second started on the 12th February. Thanks to them both and also, thanks to all those that helped to make the courses run smoothly; Charlie Birch, Aaron Marsh, John and Gill Merrett, Wayne Goble and David Jones.



The introduction to indoor shooting!



Getting in some practice!



Checking the technique!



Receiving their certificates!

New Tool

Finding your Piles

It's always a bit of a shock when you pull out your arrows and find that the point has been left in the boss. As you know, this usually happens in straw bosses rather than foam ones and so it is more likely to happen when shooting indoors. Although we do have some straw bosses at the field, as well as the foam bosses, therefore it could also happen outdoors.

Any experienced archer knows that leaving metal in any boss is likely to seriously damage someone else's arrows, if they shoot into a boss that has an arrow head left behind. But, if someone pulls out their arrow and does not mark where the point has been left behind, it makes it very difficult to remove the offending metal.

Now this does not happen very often, however we had an interesting situation on the 6th December, when not one, but three arrows were pulled out of one boss leaving their piles stuck in the boss! Of course, the boss was then swapped to allow shooting to continue, while I tried to extract the points. Luckily, with a bit of help, two of the piles were knocked through; they were embedded in the target face, so it was relatively easy to see where the arrow/s went in. On the other hand, the third one was stuck somewhere in the straw, becoming a real problem to find.



I have now purchased for the club, a hand-held metal detector which has pin-point accuracy and as you can see from the photos, I was able to remove the aberrant point. Without this bit of technology, it would have been almost impossible to find the point and the boss couldn't be used. This detector is now locked in the cabinet at our indoor range and can be used as and when a similar situation occurs.

Happy point hunting!

Vince Ibbs

Chairman/Treasurer

Golden Records by Pete Hulme

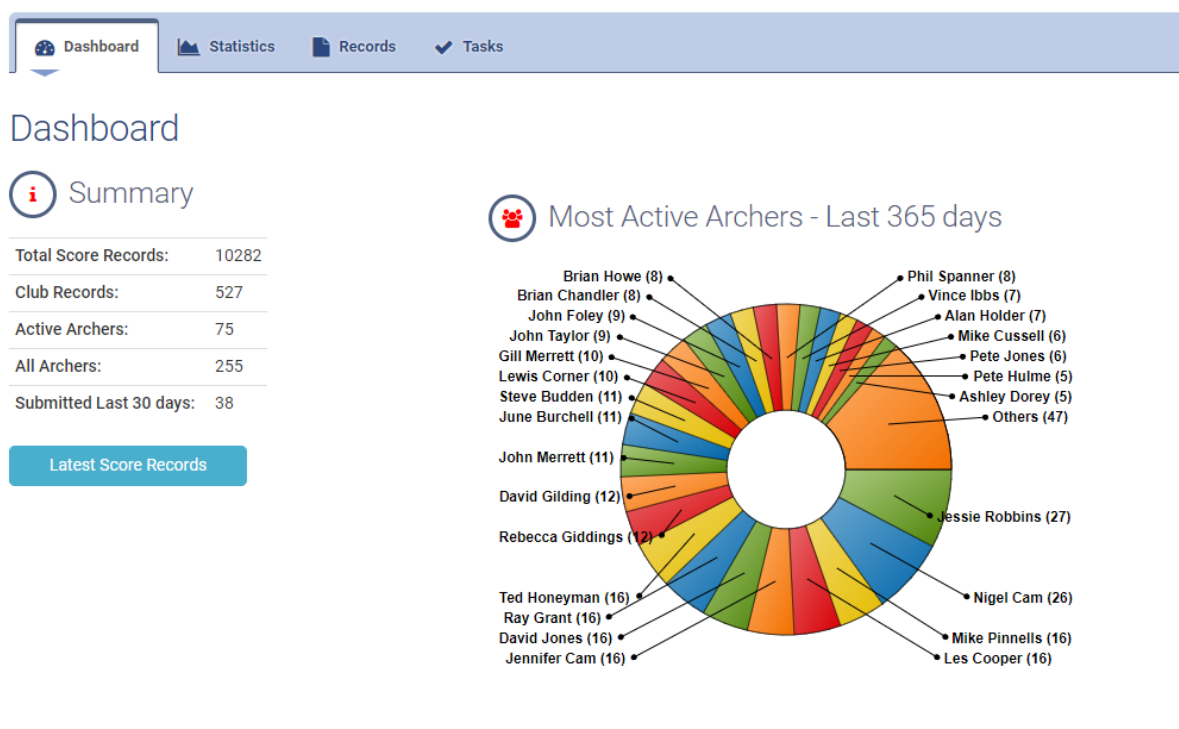
The new website at <https://fobb.uk> seems to be quite popular, I've received some very positive feedback and also some helpful and constructive suggestions for improvements and additional features, which I'm working on as I go along.

Since taking over the Records Officer role in 2010, I've been keeping the club score records using a program called "Golden Records". Nigel and Jennifer Cam pointed out that there's now an online version of this program that can be used to allow people to view and maintain their own records. We've been experimenting with this and it's now live, so club member can have access to see the score records that the club holds for them and to upload their own scores from away tournaments. As you probably know, it's an Archery GB requirement that archers maintain a record of their scores with their registered club and the new system allows you to quickly and easily manage that.

As people have been signing up for the members' only area of the website, I've also been adding them to the Golden Records site to view and manage their scores. If you haven't already done so, please go to the website and register for the members' area and I'll add you to Golden Records or drop me an email at records@fobb.uk and I'll add you directly.

As always all feedback and suggestions welcomed

Records Manager for Forest of Bere Bowmen



Indoor Championship and Knockout 2021/22

Our Indoor shooting has now come to an end, and as usual we have been running our Indoor Championship and Knockout.

Please find results below and thanks to all who participated and well done to you all who won medals and trophies.

FoBB Indoor Championships 2021/22

Gents Recurve

1	Mike Pinnells	569
2	John Taylor	552
3	Terry Meech	551
4	Jonathan	519
5	Gavin Edwards	508
6	Roger Spicer	506
7	Chris Holdsworth-	406

Ladies Recurve

1	Charlie Birch	569
2	Jessie Robbins	469

Barebow

1	Jim Catcheside	373
---	----------------	-----

Compound

1	Danny Mistry	548
2	Liviu Mocanu	480

Knockout

1	David Gilding	1429
2	John Taylor	1418

Emma Claire Trophy

(Best Handicap Adjusted Scores)

1	John Taylor	1451
2	Roger Spicer	1446
3	Mike Pinnells	1440
4	Jessie Robbins	1379

Brian's Tips

Some words of advice for Recurve Archers

All Bow Types..... Blind Loosing

Archery is a very exacting sport that requires good body form, this is not easy to achieve when you add aiming into the equation.

Generally we can hold good body form for approx 5 secs, after this form starts to break down i.e. we get out of line, this will of course depend on your bow type and the bow weight in relation to your physical ability.

If we take the aiming bit away it is a lot easier to make fast, clean shots while maintaining good form this is called Blind Loosing, you can then carry this forward to your normal shooting.

Blind Loosing is best done standing 2 mts/6ft away from the target. If you shoot with your eyes closed you can be more aware of what your body is doing and how to execute a good shot.

I recommend that this is first done under supervision; if there is enough interest I would be happy to supervise on a Saturday morning when there is no darts

Brian Chandler

Josiem52@aol.com

FOR SALE



Prime Alloy, Matt black 2014. 33.25 axel to axel. 50/60lb 27.5" draw length.

Very good condition, restrung and cabled 2019 not used much.

£275

Please contact Brian Chandler for more info email josiem52@aol.com

FOR SALE

1 x Hoyt Horizon Pro 25" R/H Riser Green + 30lb short Limbs - 66" setup complete - with all accessories was over £900 new - an offer over £450 will secure.

1 x SF Forged + 25" R/H Riser Blue + 2 sets limbs up to 32lb, 68" setup complete - with all accessories was over £500 - an offer over £250 will secure.


Both sets are in exceptionally good condition with very little use and available for viewing in Rowlands Castle - call Gavin on 07813212197 or email gavin@technojock.co.uk. Unable to sell individual items, sorry.

All details including loads of photos can be found at the following link: <https://drive.google.com/drive/folders/1BmR20uBQLLHScjgllhVjA4NgOG6WzTph?usp=sharing>

Many thanks

Regards

Gavin




gavin@technojock.co.uk www.simplybalancedsolutions.co.uk

Complete Recurve setup.

£250.00 or sensible offer for everything.

- | | |
|-----------------------|---|
| 66 inch Recurve Bow – | Win & Win Pro Accent Carbon Riser, Silver 25 RH and Hoyt Vector Carbon Foam Limbs 66inch 34 lb. |
| Arrows - | Arten sight, Beiter Carbon Clicker, 2 x Shibuya Pressure Buttons.
9 x X10 1914 28.75 Inches.
8 x ACC 3-04 (680) 28.5 Inches.
11 x Easton Redline (Full Carbon) (690) 28.75 Inches.
10 x Easton Redline (Full Carbon) (600) 29.5 Inches. |
| Other - | Win & Win 45° Carbon V-Bar.
Cartel Carbon Extender 4 Inch.
Beiter Long Rod 38 Inch.
2 x Beiter Side Bars 10 Inch.
Arten and Sherwood Fletching Jigs.
2 x Cavalier Finger Tabs.
Recurve Bag, holds made up bow.
Many spare fletchings and nocks.
Other related items see photos. |



Contact Howard on 07867652927 or E-Mail hfnoyce@aol.com

Month	Date	Round	Notes
MAR	Sun 20 th D** Sun 27 th @10AM	Last Frostbite (11AM Start) WA 720	N.B British Summer Time Starts
APRIL	Sun 3 rd D** Sun 10 th Mon 11th Sun 17thD** Sun 24 th Weds 27th	ST. George / Albion / Windsors WA Metrics Course 1 NATIONAL-Medal York/Hereford/Bristols Course 2	11,13^{Wed},25 Apr,9,16,22^{Sun}May Easter Sunday 27 Apr, 4, 11, 18, 25, 29^{Sun}May
MAY	Sun 1 st D** Mon 2 nd Sun 8 th Sun 15th Sat 21stD** Sun 22 nd Sat 28th Sun 29 th D**	ST. George / Albion / Windsors WA 720 WA Metrics NATIONAL-Medal LONGBOW SHOOT York/Hereford/Bristols OPEN DAY WA Metrics	Committee Meeting Tuesday 10 th
JUNE	Fri 3rd Sun 5 th Sat 11thD** Sun 12 th Sun 19th Sun 26 th D**	CHALLENGE SHOOT St. George/Albion/Windsors RESERVE OPEN DAY WA Metrics WESTERN-Medal Founders' Memorial Shoot	Barbecue to follow
JULY	Sat 2 nd Sun 3 rd Sun 10 th D** Sun 17th Sun 24 th D** Sun 31 st	WA Weekend WA Weekend ST. George/Albion/Windsors WESTERN-Medal WA Metrics York/Hereford/Bristols	Committee meeting Tuesday 19 th
AUG	Sun 7 th D** Sun 14 th Sun 21stD** Sun 28 th Mon 29 th	ST. George/Albion/Windsors WA Metrics WESTERN-Medal York/Hereford/Bristols WA 720	AGM Tuesday 16 th (TBC)
SEPT	Sun 4 th D** Sun 11th Sun 18th Mon 19 th D** Sun 25 th	ST. George/Albion/Windsors CLUB CHAMPIONSHIPS (Albion & Windsors) WESTERN-Medal Indoor Shooting Starts WA Metrics (Reserve Club Champs)	
OCT	Sun 2 nd D** Sun 9 th Sun 16 th D** Sun 23 rd Sun 30 th @11AMD**	York/Hereford/Bristols ST. George/Albion/Windsors Nationals Metrics Frostbite	N.B. British Summer Time Ends

D** Indicates a darts weekend, Darts on Saturday mornings start 10.00am

WHERE A FITA OR YORK/HEREFORD ROUNDS ARE SHOT THE APPROPRIATE HALF ROUND (LONG/ SHORT METRIC / NATIONAL)MAY BE SHOT EITHER AM OR PM.

THE START TIMES FOR ALL ROUNDS WILL BE 10.00AM. FOR THOSE WISHING TO SHOOT PM ONLY, SIGHTERS WILL BE AT 1.30PM APPROX

PLEASE ARRIVE AT THE FIELD 30 MINUTES BEFORE THE START TO ASSIST IN LAYING OUT THE FIELD

ON MONDAYS & WEDNESDAYS & WHENEVER BEGINNERS' CLASSES ARE IN PROGRESS, THESE WILL HAVE PRECEDENCE OVER ALL OTHER SHOOTING

An OPEN DAY will be held on Sat 28th May @ 2 pm until 5 pm

FoBB Business



The next meeting of the FoBB Committee is to be a on Tuesday 10th May. All items discussed in these meetings will be published in the minutes of the meeting and be available to view on the website.

The list of Committee members is also available on the FoBB web site at :

<https://www.fobb.uk/about-fobb>

E-Mail Us

Committee : fobb@fobb.uk

Chairperson : chair@fobb.uk

Secretary : secretary@fobb.uk

Treasury: treasurer@fobb.uk

Records Officer : records@fobb.uk

Tournaments Officer : tournaments@fobb.uk

Social Secretary : social@fobb.uk

Bere Facts Newsletter : news@fobb.uk

Welfare Officer : welfare@fobb.uk

Website : webmaster@fobb.uk

To order Club Uniform

Tournament Shirts : wayne.goble@sky.com

Polo Shirts : jtaylor@tabelek.co.uk



We're on Facebook and the web. www.fobb.uk